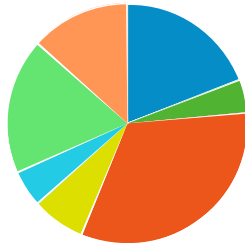


## El Campo Consumer Spending Report 2016

Consumer Spending Report (El Campo, Texas)

### Apparel (2016)

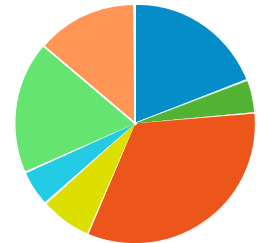
- Men's Apparel
- Boys' Apparel
- Women's Apparel
- Girls' Apparel
- Infants Apparel
- Footwear
- Apparel Services and Accessories



|                                  | \$ PER HOUSEHOLD | TOTAL \$000'S  |
|----------------------------------|------------------|----------------|
| <b>Totals:</b>                   | <b>\$1,770</b>   | <b>\$7,556</b> |
| Men's Apparel                    | \$338            | \$1,443        |
| Boys' Apparel                    | \$78             | \$337          |
| Women's Apparel                  | \$579            | \$2,474        |
| Girls' Apparel                   | \$125            | \$536          |
| Infants Apparel                  | \$86             | \$367          |
| Footwear                         | \$325            | \$1,388        |
| Apparel Services and Accessories | \$236            | \$1,011        |

### Apparel (2021)

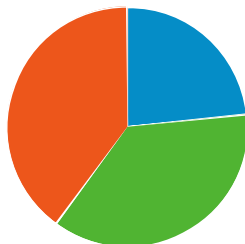
- Men's Apparel
- Boys' Apparel
- Women's Apparel
- Girls' Apparel
- Infants Apparel
- Footwear
- Apparel Services and Accessories



|                                  | \$ PER HOUSEHOLD | TOTAL \$000'S  |
|----------------------------------|------------------|----------------|
| <b>Totals:</b>                   | <b>\$1,939</b>   | <b>\$8,529</b> |
| Men's Apparel                    | \$370            | \$1,631        |
| Boys' Apparel                    | \$85             | \$376          |
| Women's Apparel                  | \$637            | \$2,804        |
| Girls' Apparel                   | \$136            | \$601          |
| Infants Apparel                  | \$93             | \$412          |
| Footwear                         | \$347            | \$1,529        |
| Apparel Services and Accessories | \$267            | \$1,176        |

### Entertainment (2016)

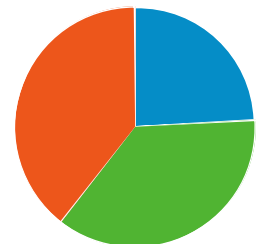
- Fees And Admissions
- Video And Audio Equipment
- Recreational Equipment And Supplies



|                                     | \$ PER HOUSEHOLD | TOTAL \$000'S   |
|-------------------------------------|------------------|-----------------|
| <b>Totals:</b>                      | <b>\$2,824</b>   | <b>\$12,057</b> |
| Fees And Admissions                 | \$659            | \$2,814         |
| Video And Audio Equipment           | \$1,038          | \$4,435         |
| Recreational Equipment And Supplies | \$1,126          | \$4,808         |

### Entertainment (2021)

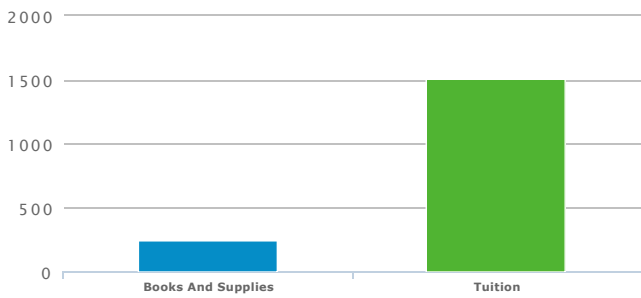
- Fees And Admissions
- Video And Audio Equipment
- Recreational Equipment And Supplies



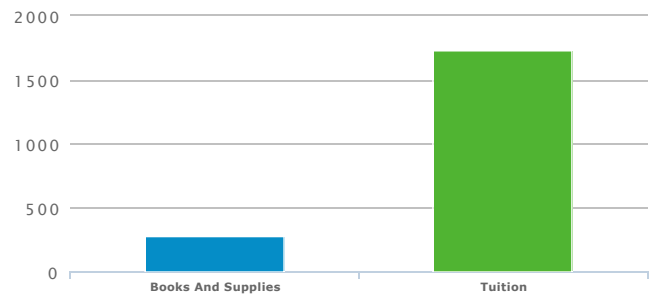
|                                     | \$ PER HOUSEHOLD | TOTAL \$000'S   |
|-------------------------------------|------------------|-----------------|
| <b>Totals:</b>                      | <b>\$3,103</b>   | <b>\$13,651</b> |
| Fees And Admissions                 | \$749            | \$3,297         |
| Video And Audio Equipment           | \$1,128          | \$4,965         |
| Recreational Equipment And Supplies | \$1,225          | \$5,389         |

### Education (2016)

### Education (2021)

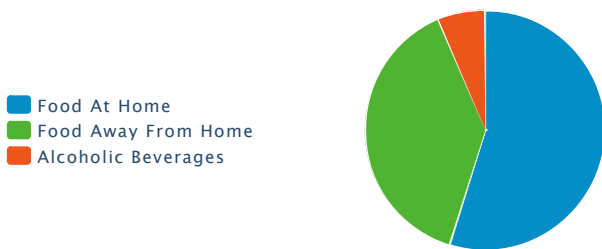


|                           | \$ PER HOUSEHOLD | TOTAL \$000'S  |
|---------------------------|------------------|----------------|
| <b>Totals:</b>            | <b>\$1,759</b>   | <b>\$7,509</b> |
| <b>Books And Supplies</b> | <b>\$246</b>     | <b>\$1,050</b> |
| <b>Tuition</b>            | <b>\$1,512</b>   | <b>\$6,459</b> |



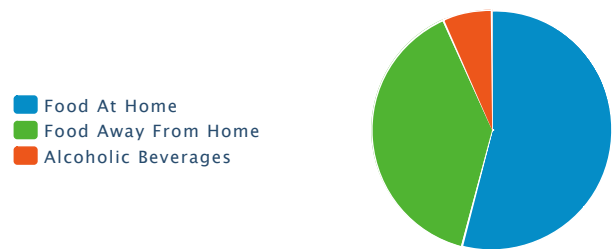
|                           | \$ PER HOUSEHOLD | TOTAL \$000'S  |
|---------------------------|------------------|----------------|
| <b>Totals:</b>            | <b>\$2,013</b>   | <b>\$8,854</b> |
| <b>Books And Supplies</b> | <b>\$281</b>     | <b>\$1,238</b> |
| <b>Tuition</b>            | <b>\$1,731</b>   | <b>\$7,616</b> |

### Food and Beverages (2016)



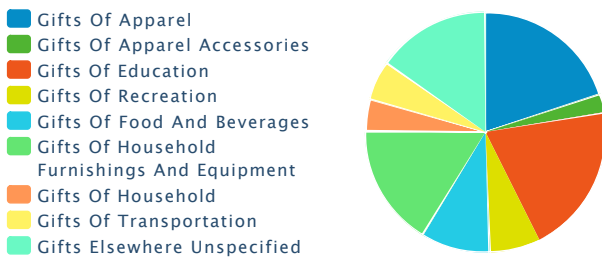
|                            | \$ PER HOUSEHOLD | TOTAL \$000'S   |
|----------------------------|------------------|-----------------|
| <b>Totals:</b>             | <b>\$7,601</b>   | <b>\$32,449</b> |
| <b>Food At Home</b>        | <b>\$4,164</b>   | <b>\$17,778</b> |
| <b>Food Away From Home</b> | <b>\$2,945</b>   | <b>\$12,575</b> |
| <b>Alcoholic Beverages</b> | <b>\$491</b>     | <b>\$2,096</b>  |

### Food and Beverages (2021)



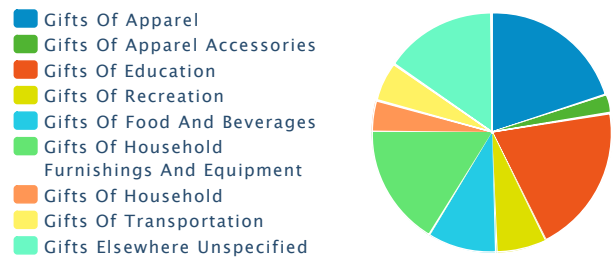
|                            | \$ PER HOUSEHOLD | TOTAL \$000'S   |
|----------------------------|------------------|-----------------|
| <b>Totals:</b>             | <b>\$8,229</b>   | <b>\$36,195</b> |
| <b>Food At Home</b>        | <b>\$4,451</b>   | <b>\$19,577</b> |
| <b>Food Away From Home</b> | <b>\$3,229</b>   | <b>\$14,201</b> |
| <b>Alcoholic Beverages</b> | <b>\$549</b>     | <b>\$2,416</b>  |

### Gifts (2016)



|   | \$ PER HOUSEHOLD | TOTAL \$000'S  |
|---|------------------|----------------|
| <b>Totals:</b>                                      | <b>\$1,191</b>   | <b>\$5,086</b> |
| <b>Gifts Of Apparel</b>                             | <b>\$237</b>     | <b>\$1,015</b> |
| <b>Gifts Of Apparel Accessories</b>                 | <b>\$30</b>      | <b>\$129</b>   |
| <b>Gifts Of Education</b>                           | <b>\$240</b>     | <b>\$1,026</b> |
| <b>Gifts Of Recreation</b>                          | <b>\$81</b>      | <b>\$347</b>   |
| <b>Gifts Of Food And Beverages</b>                  | <b>\$110</b>     | <b>\$470</b>   |
| <b>Gifts Of Household Furnishings And Equipment</b> | <b>\$195</b>     | <b>\$833</b>   |
| <b>Gifts Of Household</b>                           | <b>\$51</b>      | <b>\$219</b>   |
| <b>Gifts Of Transportation</b>                      | <b>\$63</b>      | <b>\$270</b>   |
| <b>Gifts Elsewhere Unspecified</b>                  | <b>\$182</b>     | <b>\$778</b>   |

### Gifts (2021)

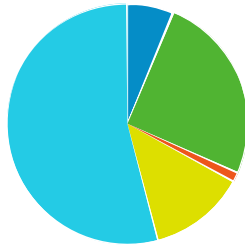


|   | \$ PER HOUSEHOLD | TOTAL \$000'S  |
|---|------------------|----------------|
| <b>Totals:</b>                                      | <b>\$1,348</b>   | <b>\$5,932</b> |
| <b>Gifts Of Apparel</b>                             | <b>\$268</b>     | <b>\$1,182</b> |
| <b>Gifts Of Apparel Accessories</b>                 | <b>\$34</b>      | <b>\$150</b>   |
| <b>Gifts Of Education</b>                           | <b>\$271</b>     | <b>\$1,195</b> |
| <b>Gifts Of Recreation</b>                          | <b>\$91</b>      | <b>\$404</b>   |
| <b>Gifts Of Food And Beverages</b>                  | <b>\$124</b>     | <b>\$547</b>   |
| <b>Gifts Of Household Furnishings And Equipment</b> | <b>\$220</b>     | <b>\$971</b>   |
| <b>Gifts Of Household</b>                           | <b>\$57</b>      | <b>\$254</b>   |
| <b>Gifts Of Transportation</b>                      | <b>\$72</b>      | <b>\$318</b>   |
| <b>Gifts Elsewhere Unspecified</b>                  | <b>\$206</b>     | <b>\$910</b>   |

### Household Furnishings (2016)

### Household Furnishings (2021)

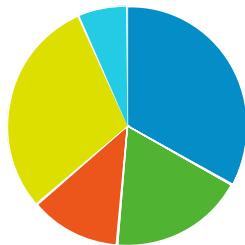
- Household Textiles
- Furniture
- Floor Coverings
- Major Appliances
- Housewares And Small Appliances



|                                 | \$ PER HOUSEHOLD | TOTAL \$000'S  |
|---------------------------------|------------------|----------------|
| <b>Totals:</b>                  | <b>\$1,706</b>   | <b>\$7,284</b> |
| Household Textiles              | \$107            | \$459          |
| Furniture                       | \$433            | \$1,850        |
| Floor Coverings                 | \$22             | \$98           |
| Major Appliances                | \$221            | \$946          |
| Housewares And Small Appliances | \$920            | \$3,930        |

#### Shelter (2016)

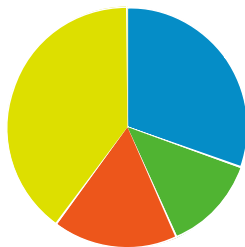
- Mortgage Interest
- Property Taxes
- Miscellaneous Owned Dwelling Costs
- Rental Costs
- Other Lodging



|                                    | \$ PER HOUSEHOLD | TOTAL \$000'S   |
|------------------------------------|------------------|-----------------|
| <b>Totals:</b>                     | <b>\$10,482</b>  | <b>\$44,751</b> |
| Mortgage Interest                  | \$3,480          | \$14,859        |
| Property Taxes                     | \$1,917          | \$8,185         |
| Miscellaneous Owned Dwelling Costs | \$1,278          | \$5,458         |
| Rental Costs                       | \$3,101          | \$13,242        |
| Other Lodging                      | \$704            | \$3,007         |

#### Household Operations (2016)

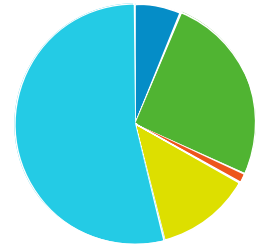
- Babysitting And Elderly Care
- Household Services
- Alimony And Child Support
- Household Supplies



|                              | \$ PER HOUSEHOLD | TOTAL \$000'S  |
|------------------------------|------------------|----------------|
| <b>Totals:</b>               | <b>\$1,390</b>   | <b>\$5,936</b> |
| Babysitting And Elderly Care | \$423            | \$1,809        |
| Household Services           | \$179            | \$766          |
| Alimony And Child Support    | \$233            | \$996          |
| Household Supplies           | \$554            | \$2,365        |

#### Personal Care (2016)

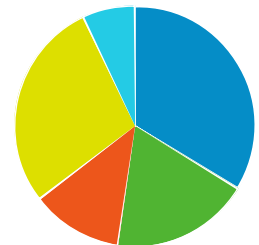
- Household Textiles
- Furniture
- Floor Coverings
- Major Appliances
- Housewares And Small Appliances



|                                 | \$ PER HOUSEHOLD | TOTAL \$000'S  |
|---------------------------------|------------------|----------------|
| <b>Totals:</b>                  | <b>\$1,890</b>   | <b>\$8,312</b> |
| Household Textiles              | \$118            | \$520          |
| Furniture                       | \$482            | \$2,123        |
| Floor Coverings                 | \$26             | \$116          |
| Major Appliances                | \$244            | \$1,074        |
| Housewares And Small Appliances | \$1,018          | \$4,480        |

#### Shelter (2021)

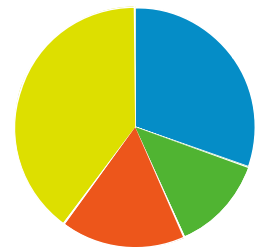
- Mortgage Interest
- Property Taxes
- Miscellaneous Owned Dwelling Costs
- Rental Costs
- Other Lodging



|                                    | \$ PER HOUSEHOLD | TOTAL \$000'S   |
|------------------------------------|------------------|-----------------|
| <b>Totals:</b>                     | <b>\$11,489</b>  | <b>\$50,530</b> |
| Mortgage Interest                  | \$3,871          | \$17,028        |
| Property Taxes                     | \$2,141          | \$9,419         |
| Miscellaneous Owned Dwelling Costs | \$1,415          | \$6,224         |
| Rental Costs                       | \$3,241          | \$14,255        |
| Other Lodging                      | \$819            | \$3,604         |

#### Household Operations (2021)

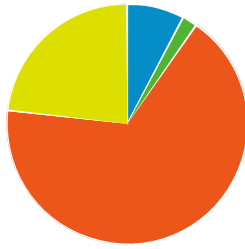
- Babysitting And Elderly Care
- Household Services
- Alimony And Child Support
- Household Supplies



|                              | \$ PER HOUSEHOLD | TOTAL \$000'S  |
|------------------------------|------------------|----------------|
| <b>Totals:</b>               | <b>\$1,561</b>   | <b>\$6,869</b> |
| Babysitting And Elderly Care | \$474            | \$2,086        |
| Household Services           | \$201            | \$887          |
| Alimony And Child Support    | \$263            | \$1,157        |
| Household Supplies           | \$622            | \$2,738        |

#### Personal Care (2021)

- Hair Care
- Electric Personal Care Appliances
- Personal Care Services
- Personal Care Products



|                                   | \$ PER HOUSEHOLD | TOTAL \$000'S  |
|-----------------------------------|------------------|----------------|
| <b>Totals:</b>                    | <b>\$662</b>     | <b>\$2,830</b> |
| Hair Care                         | \$51             | \$220          |
| Electric Personal Care Appliances | \$13             | \$56           |
| Personal Care Services            | \$443            | \$1,893        |
| Personal Care Products            | \$154            | \$661          |

#### Utilities (2016)

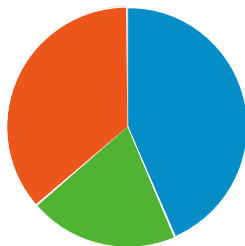
- Natural Gas
- Electricity
- Fuel Oil And Other Fuels
- Telephone Service
- Other Utilities



|                          | \$ PER HOUSEHOLD | TOTAL \$000'S   |
|--------------------------|------------------|-----------------|
| <b>Totals:</b>           | <b>\$3,931</b>   | <b>\$16,783</b> |
| Natural Gas              | \$416            | \$1,777         |
| Electricity              | \$1,499          | \$6,401         |
| Fuel Oil And Other Fuels | \$142            | \$607           |
| Telephone Service        | \$1,340          | \$5,721         |
| Other Utilities          | \$533            | \$2,276         |

#### Reading (2016)

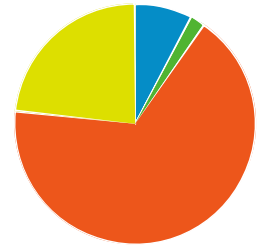
- Newspapers
- Magazines
- Books



|                | \$ PER HOUSEHOLD | TOTAL \$000'S |
|----------------|------------------|---------------|
| <b>Totals:</b> | <b>\$111</b>     | <b>\$478</b>  |
| Newspapers     | \$48             | \$205         |
| Magazines      | \$22             | \$98          |
| Books          | \$40             | \$175         |

#### Tobacco (2016)

- Hair Care
- Electric Personal Care Appliances
- Personal Care Services
- Personal Care Products



|                                   | \$ PER HOUSEHOLD | TOTAL \$000'S  |
|-----------------------------------|------------------|----------------|
| <b>Totals:</b>                    | <b>\$723</b>     | <b>\$3,182</b> |
| Hair Care                         | \$56             | \$248          |
| Electric Personal Care Appliances | \$14             | \$63           |
| Personal Care Services            | \$483            | \$2,128        |
| Personal Care Products            | \$168            | \$743          |

#### Utilities (2021)

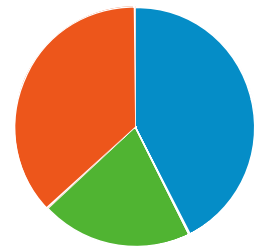
- Natural Gas
- Electricity
- Fuel Oil And Other Fuels
- Telephone Service
- Other Utilities



|                          | \$ PER HOUSEHOLD | TOTAL \$000'S   |
|--------------------------|------------------|-----------------|
| <b>Totals:</b>           | <b>\$4,227</b>   | <b>\$18,592</b> |
| Natural Gas              | \$450            | \$1,980         |
| Electricity              | \$1,606          | \$7,067         |
| Fuel Oil And Other Fuels | \$153            | \$673           |
| Telephone Service        | \$1,441          | \$6,339         |
| Other Utilities          | \$575            | \$2,532         |

#### Reading (2021)

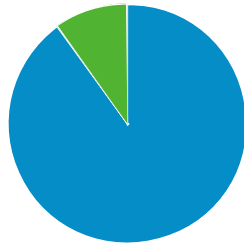
- Newspapers
- Magazines
- Books



|                | \$ PER HOUSEHOLD | TOTAL \$000'S |
|----------------|------------------|---------------|
| <b>Totals:</b> | <b>\$123</b>     | <b>\$541</b>  |
| Newspapers     | \$52             | \$232         |
| Magazines      | \$25             | \$111         |
| Books          | \$45             | \$198         |

#### Tobacco (2021)

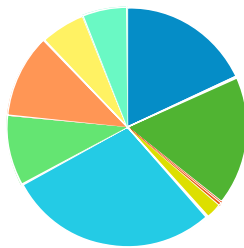
■ Cigarettes  
■ Other Tobacco Products



|                               | \$ PER HOUSEHOLD | TOTAL \$000'S  |
|-------------------------------|------------------|----------------|
| <b>Totals:</b>                | <b>\$334</b>     | <b>\$1,428</b> |
| <b>Cigarettes</b>             | <b>\$300</b>     | <b>\$1,285</b> |
| <b>Other Tobacco Products</b> | <b>\$33</b>      | <b>\$143</b>   |

### Transportation (2016)

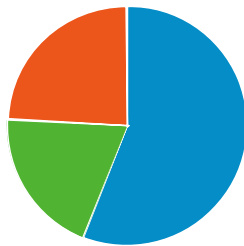
■ New Vehicle Purchase  
■ Used Vehicle Purchase  
■ Motorcycles (New And Used)  
■ Vehicle Finance Charges  
■ Gasoline And Oil  
■ Vehicle Repair And Maintenance  
■ Vehicle Insurance  
■ Public Transportation  
■ Other Transportation Costs



|                                       | \$ PER HOUSEHOLD | TOTAL \$000'S   |
|---------------------------------------|------------------|-----------------|
| <b>Totals:</b>                        | <b>\$9,753</b>   | <b>\$41,637</b> |
| <b>New Vehicle Purchase</b>           | <b>\$1,774</b>   | <b>\$7,574</b>  |
| <b>Used Vehicle Purchase</b>          | <b>\$1,717</b>   | <b>\$7,331</b>  |
| <b>Motorcycles (New And Used)</b>     | <b>\$40</b>      | <b>\$174</b>    |
| <b>Vehicle Finance Charges</b>        | <b>\$224</b>     | <b>\$960</b>    |
| <b>Gasoline And Oil</b>               | <b>\$2,785</b>   | <b>\$11,893</b> |
| <b>Vehicle Repair And Maintenance</b> | <b>\$926</b>     | <b>\$3,955</b>  |
| <b>Vehicle Insurance</b>              | <b>\$1,094</b>   | <b>\$4,672</b>  |
| <b>Public Transportation</b>          | <b>\$598</b>     | <b>\$2,553</b>  |
| <b>Other Transportation Costs</b>     | <b>\$591</b>     | <b>\$2,524</b>  |

### Health Care (2016)

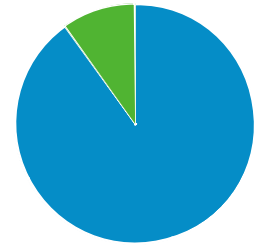
■ Health Care Insurance  
■ Health Care Services  
■ Health Care Supplies And Equipment



|   | \$ PER HOUSEHOLD | TOTAL \$000'S   |
|---|------------------|-----------------|
| <b>Totals:</b>                            | <b>\$4,175</b>   | <b>\$17,826</b> |
| <b>Health Care Insurance</b>              | <b>\$2,336</b>   | <b>\$9,976</b>  |
| <b>Health Care Services</b>               | <b>\$832</b>     | <b>\$3,553</b>  |
| <b>Health Care Supplies And Equipment</b> | <b>\$1,006</b>   | <b>\$4,297</b>  |

### Miscellaneous Expenses (2016)

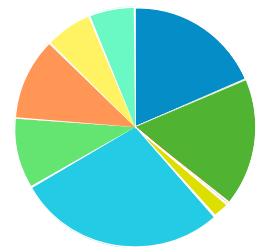
■ Cigarettes  
■ Other Tobacco Products



|                               | \$ PER HOUSEHOLD | TOTAL \$000'S  |
|-------------------------------|------------------|----------------|
| <b>Totals:</b>                | <b>\$351</b>     | <b>\$1,546</b> |
| <b>Cigarettes</b>             | <b>\$316</b>     | <b>\$1,391</b> |
| <b>Other Tobacco Products</b> | <b>\$35</b>      | <b>\$155</b>   |

### Transportation (2021)

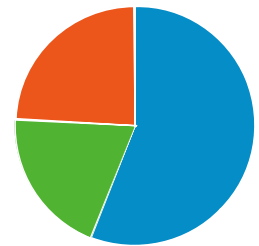
■ New Vehicle Purchase  
■ Used Vehicle Purchase  
■ Motorcycles (New And Used)  
■ Vehicle Finance Charges  
■ Gasoline And Oil  
■ Vehicle Repair And Maintenance  
■ Vehicle Insurance  
■ Public Transportation  
■ Other Transportation Costs



|                                       | \$ PER HOUSEHOLD | TOTAL \$000'S   |
|---------------------------------------|------------------|-----------------|
| <b>Totals:</b>                        | <b>\$10,561</b>  | <b>\$46,449</b> |
| <b>New Vehicle Purchase</b>           | <b>\$1,955</b>   | <b>\$8,599</b>  |
| <b>Used Vehicle Purchase</b>          | <b>\$1,819</b>   | <b>\$8,001</b>  |
| <b>Motorcycles (New And Used)</b>     | <b>\$43</b>      | <b>\$192</b>    |
| <b>Vehicle Finance Charges</b>        | <b>\$241</b>     | <b>\$1,064</b>  |
| <b>Gasoline And Oil</b>               | <b>\$2,985</b>   | <b>\$13,131</b> |
| <b>Vehicle Repair And Maintenance</b> | <b>\$1,002</b>   | <b>\$4,410</b>  |
| <b>Vehicle Insurance</b>              | <b>\$1,179</b>   | <b>\$5,186</b>  |
| <b>Public Transportation</b>          | <b>\$676</b>     | <b>\$2,974</b>  |
| <b>Other Transportation Costs</b>     | <b>\$657</b>     | <b>\$2,892</b>  |

### Health Care (2021)

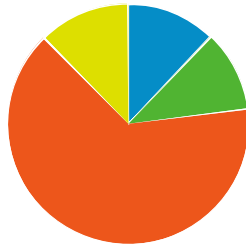
■ Health Care Insurance  
■ Health Care Services  
■ Health Care Supplies And Equipment



|   | \$ PER HOUSEHOLD | TOTAL \$000'S   |
|---|------------------|-----------------|
| <b>Totals:</b>                            | <b>\$4,499</b>   | <b>\$19,791</b> |
| <b>Health Care Insurance</b>              | <b>\$2,518</b>   | <b>\$11,076</b> |
| <b>Health Care Services</b>               | <b>\$895</b>     | <b>\$3,939</b>  |
| <b>Health Care Supplies And Equipment</b> | <b>\$1,085</b>   | <b>\$4,776</b>  |

### Miscellaneous Expenses (2021)

- Legal And Accounting
- Funeral And Cemetery
- Finance Charges Excluding Mortgage And Vehicle
- Other Miscellaneous Expenses



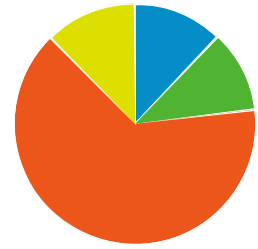
|  | \$ PER HOUSEHOLD | TOTAL \$000'S  |
|--|------------------|----------------|
| <b>Totals:</b>                                 | <b>\$756</b>     | <b>\$3,229</b> |
| Legal And Accounting                           | \$91             | \$390          |
| Funeral And Cemetery                           | \$83             | \$357          |
| Finance Charges Excluding Mortgage And Vehicle | \$487            | \$2,081        |
| Other Miscellaneous Expenses                   | \$93             | \$401          |

| Personal Insurance (2016) |                  |               |
|---------------------------|------------------|---------------|
|                           | \$ PER HOUSEHOLD | TOTAL \$000'S |
|                           | \$357            | \$1,524       |

| Contributions (2016) |                  |               |
|----------------------|------------------|---------------|
|                      | \$ PER HOUSEHOLD | TOTAL \$000'S |
|                      | \$2,041          | \$8,716       |

| Retail Potential (2016)           |                  |               |
|-----------------------------------|------------------|---------------|
|                                   | \$ PER HOUSEHOLD | TOTAL \$000'S |
| New Car Dealers                   | \$3,554          | \$15,175      |
| User Car Dealers                  | \$212            | \$908         |
| Recreational Vehicle Dealers      | \$10             | \$46          |
| Motorcycle and Boat Dealers       | \$151            | \$648         |
| Auto Parts and Accessories        | \$549            | \$2,348       |
| Tire Dealers                      | \$250            | \$1,071       |
| Furniture Stores                  | \$334            | \$1,430       |
| Floor Covering Stores             | \$121            | \$517         |
| Other Home Furnishing Stores      | \$113            | \$483         |
| Appliances and Electronics Stores | \$787            | \$3,361       |
| Computer Stores                   | \$1,398          | \$5,969       |
| Camera and Photography Stores     | \$91             | \$391         |
| Hardware Stores                   | \$184            | \$789         |
| Paint and Wallpaper Stores        | \$16             | \$72          |
| Home Centers                      | \$409            | \$1,750       |
| Other Building Materials Stores   | \$493            | \$2,108       |
| Outdoor Power Equipment Stores    | \$15             | \$65          |
| Nursery and Garden Stores         | \$123            | \$527         |
| Grocery Stores                    | \$5,788          | \$24,710      |
| Convenience Stores                | \$245            | \$1,048       |
| Meat Markets                      | \$60             | \$256         |
| Fish and Seafood Markets          | \$14             | \$61          |
| Fruit and Vegetable Markets       | \$28             | \$120         |
| Other Specialty Food Markets      | \$44             | \$188         |
| Liquor Stores                     | \$134            | \$572         |
| Pharmacy and Drug Stores          | \$1,209          | \$5,165       |
| Costmetics and Beauty Stores      | \$51             | \$221         |
| Optical Goods Stores              | \$125            | \$537         |

- Legal And Accounting
- Funeral And Cemetery
- Finance Charges Excluding Mortgage And Vehicle
- Other Miscellaneous Expenses



|  | \$ PER HOUSEHOLD | TOTAL \$000'S  |
|--|------------------|----------------|
| <b>Totals:</b>                                 | <b>\$822</b>     | <b>\$3,616</b> |
| Legal And Accounting                           | \$99             | \$437          |
| Funeral And Cemetery                           | \$91             | \$401          |
| Finance Charges Excluding Mortgage And Vehicle | \$529            | \$2,329        |
| Other Miscellaneous Expenses                   | \$102            | \$449          |

| Personal Insurance (2021) |                  |               |
|---------------------------|------------------|---------------|
|                           | \$ PER HOUSEHOLD | TOTAL \$000'S |
|                           | \$403            | \$1,775       |

| Contributions (2021) |                  |               |
|----------------------|------------------|---------------|
|                      | \$ PER HOUSEHOLD | TOTAL \$000'S |
|                      | \$2,343          | \$10,307      |

Source: Applied Geographic Solutions, 2016

|  |         |          |
|--|---------|----------|
| Other Health and Personal Care Stores        | \$98    | \$420    |
| Gasoline Stations with Convenience Stores    | \$920   | \$3,931  |
| Gasoline Stations without Convenience Stores | \$152   | \$649    |
| Men's Clothing Stores                        | \$50    | \$217    |
| Women's Clothing Stores                      | \$161   | \$691    |
| Childrens' and Infant's Clothing Stores      | \$91    | \$389    |
| Family Clothing Stores                       | \$341   | \$1,459  |
| Clothing Accessory Stores                    | \$17    | \$77     |
| Other Apparel Stores                         | \$40    | \$174    |
| Shoe Stores                                  | \$114   | \$489    |
| Jewelry Stores                               | \$212   | \$907    |
| Luggage Stores                               | \$200   | \$855    |
| Sporting Goods Stores                        | \$152   | \$652    |
| Hobby, Toy, and Game Stores                  | \$45    | \$193    |
| Sewing and Needlecraft Stores                | \$16    | \$72     |
| Musical Instrument Stores                    | \$36    | \$156    |
| Book Stores                                  | \$328   | \$1,402  |
| Record,Tape,and CD Stores                    | \$85    | \$367    |
| Department Stores                            | \$2,677 | \$11,429 |
| Warehouse Superstores                        | \$1,162 | \$4,963  |
| Other General Merchandise Stores             | \$321   | \$1,371  |
| Florists                                     | \$26    | \$112    |
| Office and Stationary Stores                 | \$241   | \$1,033  |
| Gift and Souvenir Stores                     | \$78    | \$336    |
| Used Merchandise Stores                      | \$52    | \$222    |
| Pet and Pet Supply Stores                    | \$107   | \$458    |
| Art Dealers                                  | \$9     | \$42     |
| Mobile Home Dealers                          | \$0     | \$3      |
| Other Miscellaneous Retail Stores            | \$106   | \$454    |
| Mail Order and Catalog Stores                | \$1,939 | \$8,281  |
| Vending Machines                             | \$85    | \$365    |
| Fuel Dealers                                 | \$351   | \$1,502  |
| Other Direct Selling Establishments          | \$175   | \$748    |
| Hotels and Other Travel Accomodations        | \$129   | \$552    |
| RV Parks                                     | \$1     | \$8      |
| Rooming and Boarding Houses                  | \$1     | \$4      |
| Full Service Restaurants                     | \$870   | \$3,717  |
| Limited Service Restaurants                  | \$865   | \$3,695  |
| Special Food Services and Catering           | \$145   | \$622    |
| Drinking Places                              | \$77    | \$331    |

